

SR ENGINEERING AND CONTRACTORS PTE. LTD.
21 WOODLANDS CL
#05-39 PRIMZ BIZHUB
SINGAPORE 737854

Total Amount Payable: **\$376.89**

Payment Due: 04 May 2020




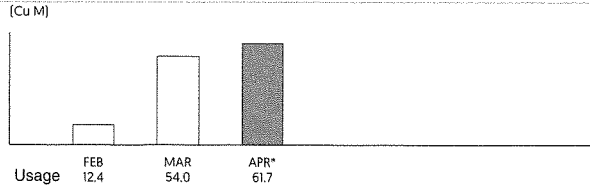
717-000409-00205-1757

This is your tax invoice for
5C JLN PAPAN #15-18 WORKERS'
DORMITORY SINGAPORE 619420

Billing Period	Bill Date	Account Type	Deposit
18 Mar 2020 - 18 Apr 2020	19 Apr 2020	Domestic	\$100.00

Current Charges	Consumption Trend	Total
------------------------	--------------------------	--------------

 **Water Services**
by Public Utilities Board
Usage: 61.7 Cu M



\$189.43

GST \$13.26


Current Charges: **\$202.69**
(Inclusive of GST)

Summary of Charges

Balance Brought Forward from Previous Bill	\$310.49
Payment on 19 Mar 2020 - Thank You	-\$136.29
Amount Overdue	\$174.20
Current Charges due on 04 May 2020 (Mon)	\$202.69

Total Amount Payable **\$376.89**

Breakdown of Current Charges

	Usage	Rate (\$)	Amount (\$)	Total (\$)
 Water Services by Public Utilities Board				
Water Estimated on 18 Apr 2020	40.0 Cu M	1.2100	48.40	
	21.7 Cu M	1.5200	32.98	
Waterborne Fee	40.0 Cu M	0.9200	36.80	
	21.7 Cu M	1.1800	25.61	

Subtotal: **0.00**

SR ENGINEERING AND CONTRACTORS PTE. LTD.
21 WOODLANDS CL
#05-39 PRIMZ BIZHUB
SINGAPORE 737854

Total Amount Payable: **\$564.03**

Payment Due: 04 May 2020

This is your tax invoice for
5 JLN PAPAN #06-07 WORKERS'
DORMITORY SINGAPORE 619396



717-000407-00204-1756

Billing Period
18 Mar 2020 - 18 Apr 2020

Bill Date
19 Apr 2020


Account Type
Domestic

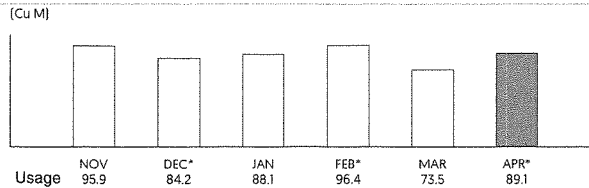
Deposit
\$100.00

Current Charges

Consumption Trend

Total

 **Water Services**
by Public Utilities Board
Usage: 89.1 Cu M



\$290.48

*Estimated month

GST \$20.33


Current Charges: **\$310.81**
(Inclusive of GST)

Summary of Charges

Balance Brought Forward from Previous Bill	\$596.47
Payment on 19 Mar 2020 - Thank You	-\$343.25
Amount Overdue	\$253.22
Current Charges due on 04 May 2020 (Mon)	\$310.81

Total Amount Payable **\$564.03**

Breakdown of Current Charges

	Usage	Rate (\$)	Amount (\$)	Total (\$)
 Water Services by Public Utilities Board				
Water Estimated on 18 Apr 2020	40.0 Cu M	1.2100	48.40	
	49.1 Cu M	1.5200	74.63	
Waterborne Fee	40.0 Cu M	0.9200	36.80	
	49.1 Cu M	1.1800	57.94	

Subtotal: **0.00**